

Streamline  
Health<sup>®</sup>

**Second Quarter 2019 Earnings**  
**Nasdaq: STRM**

# Disclosure Statement

## **SAFE HARBOR STATEMENT: FORWARD-LOOKING DISCLOSURE**


This presentation contains “forward-looking statements” within the meaning of the U.S. Private Securities Litigation Reform Act of 1995, based on current management expectations. Because forward-looking statements relate to the future, they are subject to inherent uncertainties, risks and changes in circumstances that are difficult to predict and that can cause Streamline Health’s actual results to differ. We caution you therefore to not place undue reliance on such statements.

Actual results might differ materially from these statements due to a number of risks and uncertainties. Risks that may contribute to the uncertain nature of these statements are described in Streamline Health’s periodic filings made with Securities and Exchange Commission. Special attention is directed to the portions of those documents entitled “Risk Factors” and “Management’s Discussion and Analysis of Financial Condition and Results of Operations.” Streamline Health undertakes no obligation to update any forward-looking statements or relevant risks, except as may be required by law.


## **TRADEMARKS**

Product or company names referenced herein may be trademarks or registered trademarks of their respective owners


# 2Q 2019 Highlights




Cultivating culture of being indispensable to clients



Focus on increasing velocity

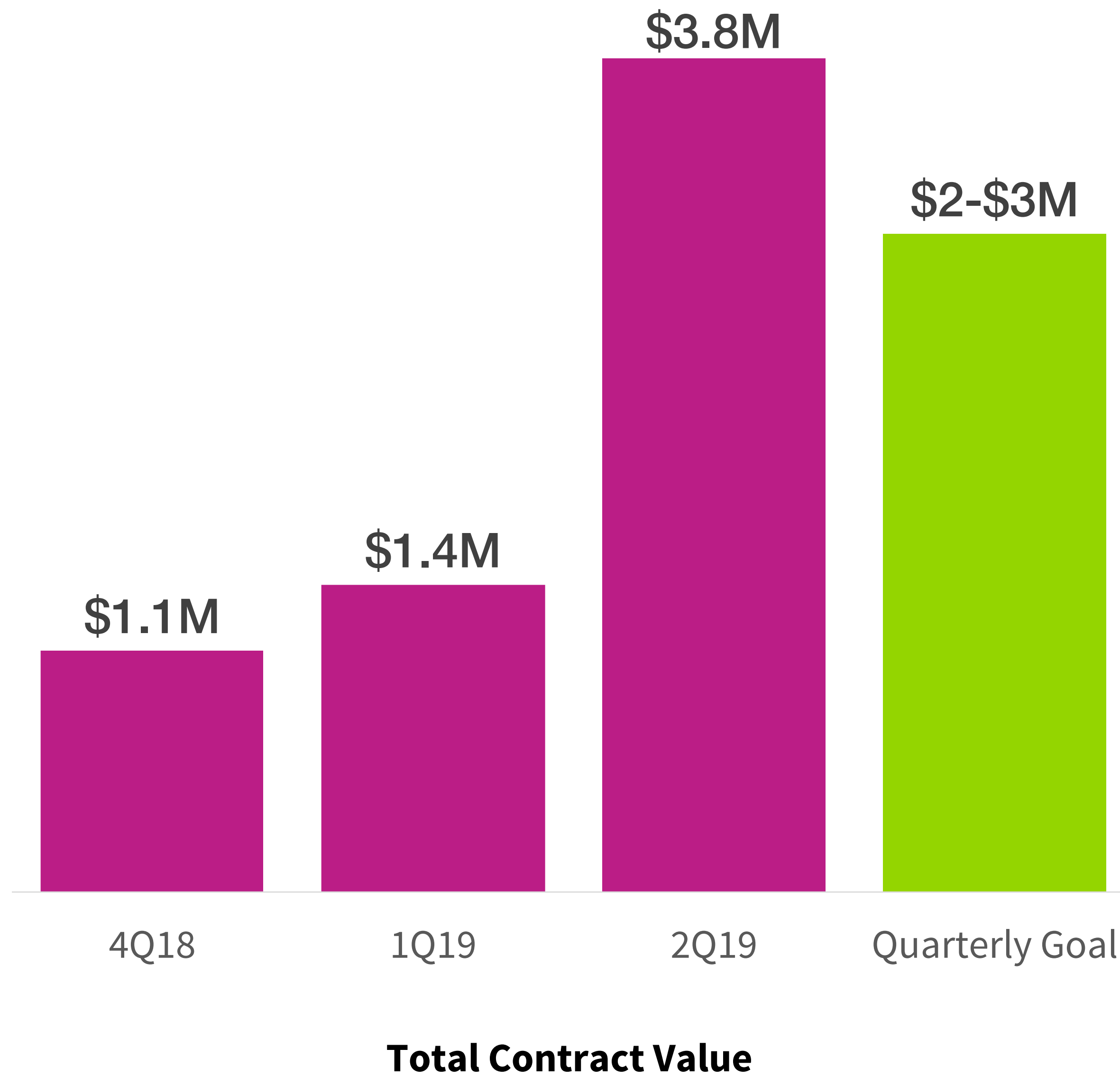


Total 2Q19 Bookings of \$3.8M;  
\$3.0M of eValuator™



Pipeline continues to grow with largest U.S. healthcare providers

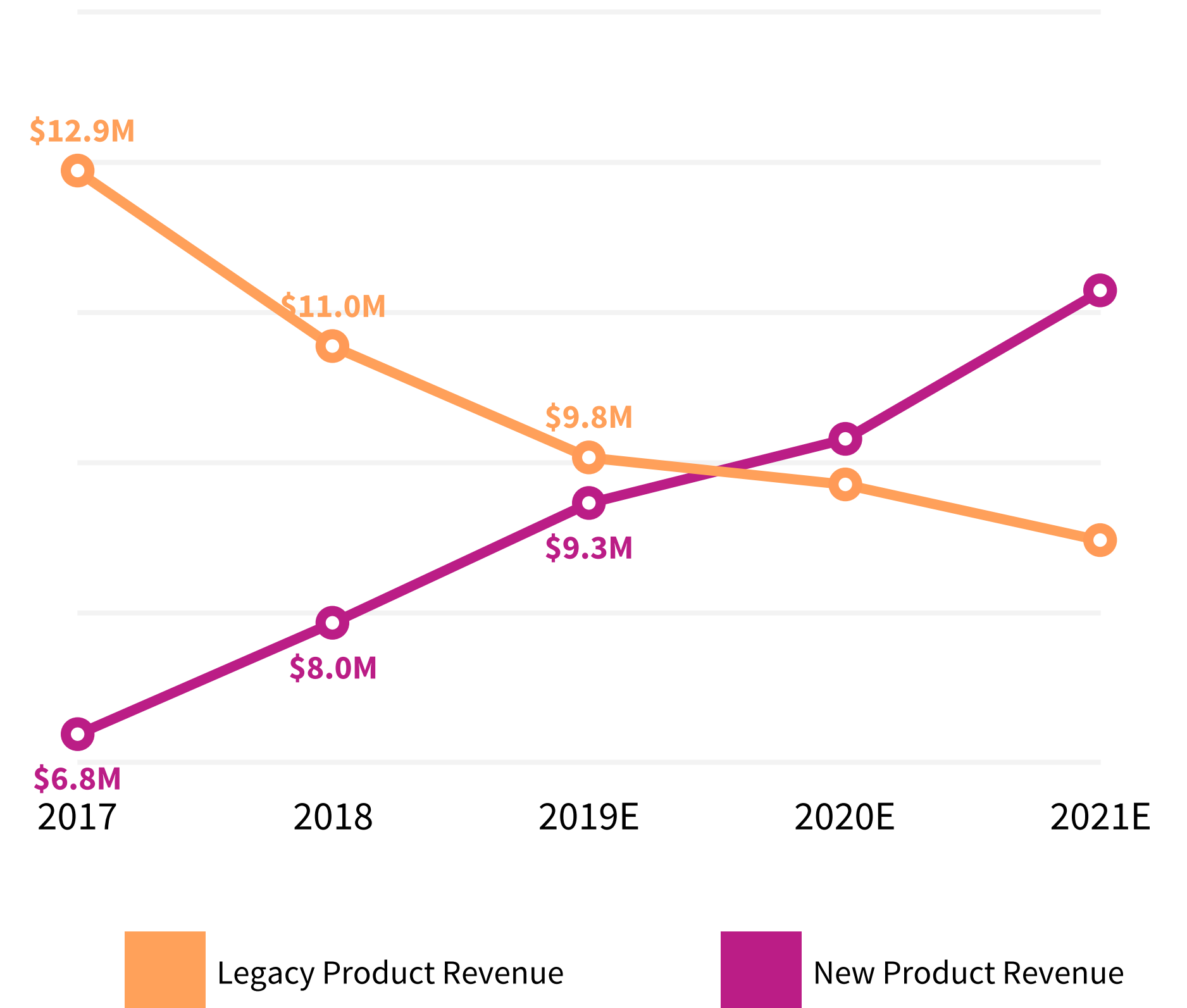
# New Bookings



# 2019 Growth Drivers

- Adding new, large, high-profile eValuator™ clients
- Leveraging Strategic Advisory Board for C-suite connection
- Publishing eValuator app in the Epic App Orchard
- Rolling out eValuator Outpatient application
- Developing eValuator for physician practices (Pro Fee)
- Increasing sales coverage via additional channel partners

Revenue Run Rate of New Products Exceeds Legacy Decline



# Financial Results – Income Statement

	Three Months Ended July 31, 2019	Three Months Ended July 31, 2018	Six Months Ended July 31, 2019	Six Months Ended July 31, 2018
Revenue	\$4.8M	\$5.3M	\$10.2M	\$11.5M
Operating Expenses	\$5.2M	\$6.7M	\$10.1M	\$13.3M
Net Loss	(\$0.6M)	(\$1.5M)	(\$0.3M)	(\$2.1M)
Adj. EBITDA*	\$0.2M	\$0.4M	\$1.3M	\$1.0M

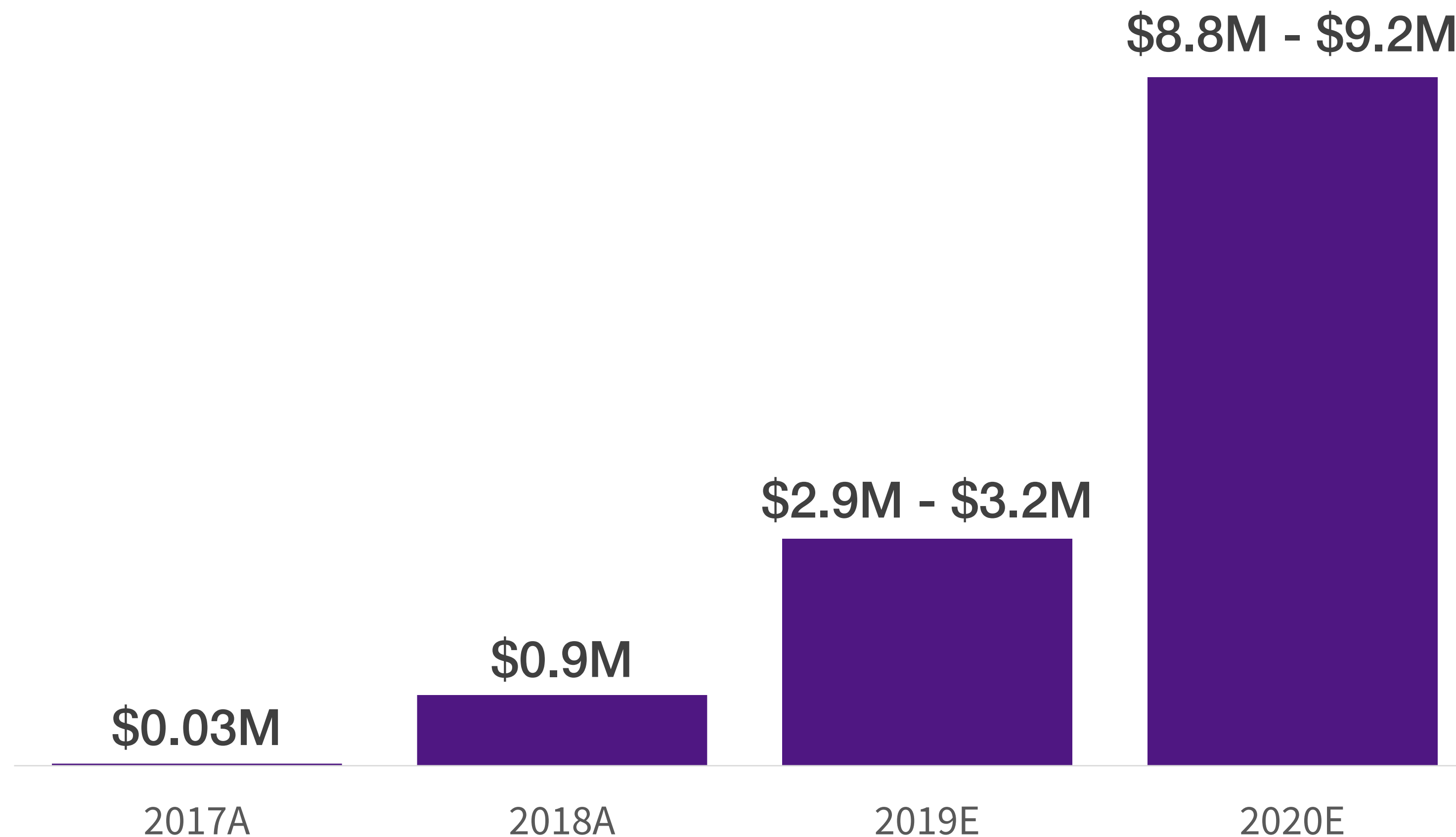
\*Streamline Health defines "adjusted EBITDA" as net earnings (loss) plus interest expense, tax expense, depreciation and amortization expense of tangible and intangible assets, stock-based compensation expense, significant non-recurring operating expenses, and transactional related expenses including: gains and losses on debt and equity conversions, associate severances and related restructuring expenses, associate inducements, and professional and advisory fees.

# Financial Results – Balance Sheet


	As of July 31, 2019	As of January 31, 2019
Cash & Cash Equivalents	\$1.2M	\$2.4M
Total Current Assets	\$6.6M	\$7.9M
Total Current Liabilities	\$13.4M	\$12.1M
Total Bank Debt Outstanding	\$4.7M	\$3.9M

# eValuator Annualized Recurring 'Run Rate' Revenue

## eValuator Annualized 'Run Rate' Recurring Revenue







Streamline  
Health<sup>®</sup>

**Second Quarter 2019 Earnings**  
**Nasdaq: STRM**