
**UNITED STATES
SECURITIES AND EXCHANGE COMMISSION**

Washington, D.C. 20549

FORM 8-K

CURRENT REPORT

**Pursuant to Section 13 or 15(d) of the
Securities Exchange Act of 1934**

Date of Report (Date of earliest event reported): September 26, 2012

Streamline Health Solutions, Inc.

(Exact name of registrant as specified in its charter)

Delaware
(State or other Jurisdiction
of Incorporation)

0-28132
(Commission
File Number)

31-1455414
(IRS Employer
Identification No.)

**10200 Alliance Road, Suite 200,
Cincinnati, OH 45242-4716**
(Address of Principal Executive Offices) (Zip Code)

Registrant's telephone number, including area code: (513) 794-7100

(Former name or former address if changed since last report.)

Check the appropriate box below if the Form 8-K filing is intended to simultaneously satisfy the filing obligation of the registrant under any of the following provisions:

- Written communications pursuant to Rule 425 under the Securities Act (17 CFR 230.425)
 - Soliciting material pursuant to Rule 14a-12 under the Exchange Act (17 CFR 240.14a-12)
 - Pre-commencement communications pursuant to Rule 14d-2(b) under the Exchange Act (17 CFR 240.14d-2(b))
 - Pre-commencement communications pursuant to Rule 13e-4(c) under the Exchange Act (17 CFR 240.13e-4(c))
-
-

Item 7.01 – Regulation FD Disclosure.

Streamline Health Solutions, Inc. (the “Company”) is furnishing presentation materials to be discussed at Craig-Hallum’s 3rd Annual Alpha Select Conference in New York, New York on September 27, 2012, included as Exhibit 99.1 to this Current Report on Form 8-K. The Company undertakes no obligation to update these presentation materials in the future, except as may be required by law.

The information furnished pursuant to this Item 7.01, including Exhibit 99.1, shall not be deemed “filed” for purposes of Section 18 of the Securities Exchange Act of 1934 (the “Exchange Act”) or otherwise subject to the liabilities under that Section and shall not be deemed to be incorporated by reference into any filing of the Company under the Securities Act of 1933 or the Exchange Act.

Item 9.01 – Financial Statements and Exhibits.

(d) Exhibits

99.1 Streamline Health Solutions, Inc. Presentation Materials, presented on September 27, 2012

SIGNATURES

Pursuant to the requirements of the Securities Act of 1934, registrant has duly caused this report to be signed on its behalf by the undersigned hereunto duly authorized.

Date: September 26, 2012

Streamline Health Solutions, Inc.

By: /s/ Stephen H. Murdock

Stephen H. Murdock

Chief Financial Officer



Investor Presentation September 2012

NASDAQ: STRM

We Make Information Flow™

Disclosure Statements

SAFE HARBOR STATEMENT: FORWARD-LOOKING DISCLOSURE

This presentation contains “forward-looking statements” within the meaning of the U.S. Private Securities Litigation Reform Act of 1995, based on current management expectations. Because forward-looking statements relate to the future, they are subject to inherent uncertainties, risks and changes in circumstances that are difficult to predict and that can cause Streamline Health’s actual results to differ. We caution you therefore to not place undue reliance on such statements.

Actual results might differ materially from these statements due to a number of risks and uncertainties. Risks that may contribute to the uncertain nature of these statements are described in Streamline Health’s periodic filings made with Securities and Exchange Commission. Special attention is directed to the portions of those documents entitled “Risk Factors” and “Management’s Discussion and Analysis of Financial Condition and Results of Operations.” Streamline Health undertakes no obligation to update any forward-looking statements or relevant risks, except as may be required by law.

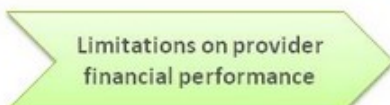
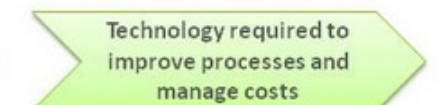
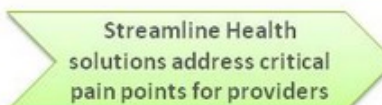
TRADEMARKS

Product or company names referenced herein may be trademarks or registered trademarks of their respective owners.

Company Highlights

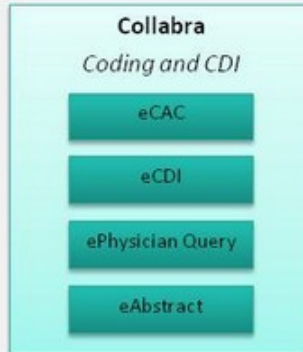
Suite of solutions improve financial performance	Proprietary SaaS-based solutions that: capture and convert unstructured data into EMR accessible information; accelerate coding; shorten billing cycles; and deliver robust analytics to improve efficiencies across the healthcare enterprise
Integrates with leading EMR, financial and clinical systems	
High client retention with deeply embedded solutions	95% client retention due to subject matter expertise, deep and broad solutions that seamlessly integrated into provider business processes
Installed base of top tier clients presents sizable opportunity	
Highly scalable SaaS model	SaaS model enhances recurring revenue profile – Q2 2012 recurring revenue grew 29.5% over Q2 2011; YOY recurring revenue grew 30.8%
Proven management team and successful turn-around	Management team with extensive HCIT experience repositioned Company for growth and profitability as evidenced by double digit growth YTD
Meta acquisition opens new doors for Coding and CDI opportunities	Computer Assisted Coding (CAC) solution positions the Company at the forefront of the ICD-10 transition scheduled for 2014. The acquisition increases the Company's relevance in the HIM space.

Addressing Critical Healthcare Issues

Issues	Opportunities	Solutions
<ul style="list-style-type: none"> Providers transitioning from paper to electronic records Providers must show "meaningful use" by 2015 (<i>maximum reimbursement ends 2012</i>) Payor denials and lack of timely reimbursements squeeze profits ICD-9 to ICD-10 Conversion by October 1, 2014 	<ul style="list-style-type: none"> HITECH/ARRA is just the beginning of the EMR life cycle Providers seek technology that mirrors current workflows and processes Business analytics solutions are a necessity for providers Over 140,000 new codes in ICD-10 Few vendors offer true enterprise solutions across the patient encounter life cycle 	<ul style="list-style-type: none"> Enable unstructured data access within the EMR MU certified EHR module (<i>AccessAnyWare</i>) Accelerate coding, billing and A/R collection Increase visibility of financial KPIs Computer Assisted Coding (CAC) solution addresses ICD-10 conversion issues
		

Solutions Across the Enterprise

Enterprise Applications



Patient Encounter Life Cycle



Patient Access | Clinicians | HIM | Coding | CDI | PFS | Revenue Cycle

© 2012 Streamline Health, Inc.

5



Performance Momentum and Demonstrated Results

Key Strategic Goals and Accomplishments YTD FY 2012

1. Expanded Distribution via new partnership agreement with FTI and nTelagent
2. Expanded direct sales team
3. Acquisition of Meta Health Technology deepened coding/HIM offerings
4. Significant increase in sales of business analytics solutions

Key Financial Improvements Achieved

	TTM July 2011	TTM July 2012
Recurring revenue % total	67.9%	77.1%
Recurring revenue growth	8.4%	52.2%
Gross margin	40%	20.9%
EBITDA margin	16.1%	\$32.2
Backlog (\$ millions)	\$18.1	

Strong Revenue Backlog

- Backlog for Q2 2012 grew 77.9% in comparison to Q2 2011
- 84.7% of backlog is recurring revenue



Increasing Recurring Revenue



© 2012 Streamline Health, Inc.

6



YTD Comparison Highlights Successful Execution



Streamline Clients

- Over 100 clients, 450 sites
 - Hospitals
 - Clinics
 - Physician Groups
 - Long Term Care
 - Cancer Treatment Centers
- Geographically diverse throughout the U.S. and Canada
- Solutions used by multiple departments
- Cross-section of EMR integrations
 - Allscripts
 - Cerner
 - Epic
 - GE
 - Siemens

Prestigious Client Base

Growing Addressable Market

Favorable Industry Fundamentals Support Long-Term Market Growth

Compelling Market Fundamentals

- Expected % of total spend on IT projected to increase over next decade
- Worldwide HCIT spend was approximately \$85 billion in 2010 ⁽¹⁾
- HCIT spend projected to be \$185 billion in 2020 ⁽¹⁾

Current Market Focus

- Over 1,733 acute care hospitals > 200 beds in the U.S. and affiliated physician groups
- Economic buyer = CFO and/or CIO
- Functional buyers
 - Director, Health Information Management
 - VP, Revenue Cycle
 - Director, Patient Financial Services



Potential New Markets

- Nearly 2,000 acute care hospitals with between 50 and 200 beds and affiliated physician groups
- Long term care
- Home health
- Alternate site (ambulatory)
- Accountable care organizations

(1) Gartner and Cerner estimates

© 2012 Streamline Health, Inc.

9



Company Summary

A leading SaaS-based HCIT provider delivering solutions for hospital revenue cycle management, electronic content management, coding, CDI and business analytics

Exchange/Ticker	NASDAQ: STRM
Share Price (52 Week Range)	September 24, 2012: \$4.75 (52 Week High - \$5.01, Low - \$1.35)
Common Shares Outstanding	12.5 million
Market Cap	September 24, 2012: \$59,496,861 million
Cash	\$4.1 million (July 31, 2012)
Debt	\$14 million
TTM Revenue	\$19.3 million (July 31, 2012)
TTM Adj. EBITDA	\$5.5 million (July 31, 2012)
Number of Associates	119

© 2012 Streamline Health, Inc.

10

